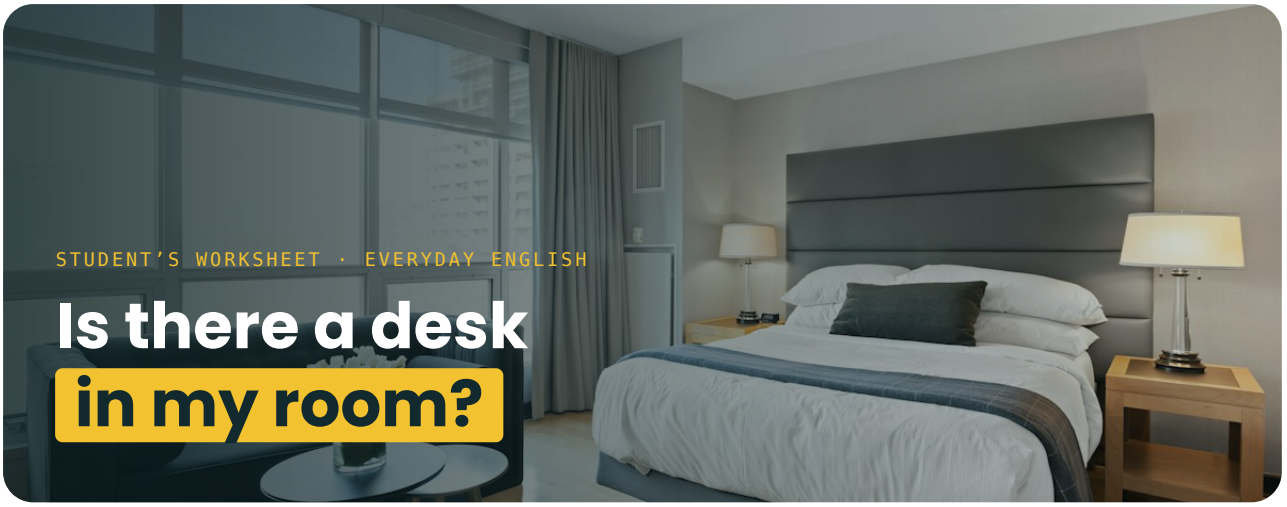

LEVEL
A1 · Beginner

TIME
60 min

SKILLS
Reading · Speaking · Grammar · Vocabulary

Learning objectives

In this lesson, you can:

- read a real hotel web page
- describe a room with *there is / there are*
- ask questions about a hotel: *Is there...? / Are there...?*
- choose a hotel for a business trip

Key vocabulary

double bed · shower · desk · free · Wi-Fi · window · check in · single room · breakfast · night

Materials

- this worksheet
- web page: *hub hotels by Premier Inn* (Premier Inn, UK)

1 Warm up

SPEAKING

Look at the pictures. What can you see? How are they connected to the topic? Then answer the questions with your teacher.



PICTURE A · a hotel room



PICTURE B · working in a hotel



PICTURE C · a shower



PICTURE D · London

1. Do you stay in hotels? When?
2. What do you need in a hotel room for work?
3. What is in your bedroom at home?

 · © NATeacher. Photocopiable for use in NATeacher lessons.

2 Vocabulary preparation

VOCABULARY

Part A: Match the words with the definitions.

desk (n) | window (n) | free (adj) | Wi-Fi (n) | shower (n) | double bed (n)

1. _____ a bed for two people
2. _____ you wash your body under the water
3. _____ a table for work
4. _____ you don't pay for it
5. _____ internet with no cables
6. _____ glass in a wall; you can see outside

Part B: At the hotel. Complete the sentences with the words in the box.

check in | night | double | single | breakfast | Wi-Fi

1. I need a room for one _____ , please.
2. It's only for me. A _____ room, please.
3. Is the _____ free? I need the internet for work.
4. What time can I _____ ?
5. Is _____ included? I like to eat in the morning.
6. A _____ bed is good for two people.

3 Main input: read and learn

READING · GRAMMAR

hub by Premier Inn is a group of small, modern hotels in the UK. Read the first part of the page about the rooms.

READING

hub hotels by Premier Inn – smaller rooms, big locations
Premier Inn (UK hotel company) · official page · read the top part until "Our ambient rooms" (about 2 minutes) · free
https://www.premierinn.com/gb/en/hub.html

Read the first part. Answer: In which two cities are the hub hotels? Is the Wi-Fi free?

STUDENT'S WORKSHEET

 · © NATeacher. Photocopiable for use in NATeacher lessons.

Language focus: *there is / there are*

Look at these sentences about a hub room.

	one thing (is)	more things (are)
+	There's a desk. (There is)	There are two chairs.
–	There isn't a window.	There aren't any lamps.
?	Is there a TV? – Yes, there is.	Are there any chairs? – No, there aren't.

Remember: with plurals, use *any* in negatives and questions: *There aren't any... / Are there any...?*

Practice: Complete the sentences with *Is there, There isn't, There are* or *There's*.

1. _____ a 40-inch TV in the room.
2. _____ free tea and coffee 24 hours a day.
3. _____ a window in the ambient rooms.
4. _____ hub hotels in London and Edinburgh.
5. _____ a desk in the room? – Yes, there is.

4 Reading comprehension

READING

Part A: Read again. Are the sentences true (T) or false (F)? Circle.

1. The hub hotels are in London and Edinburgh. T / F
2. The Wi-Fi is free. T / F
3. Tea and coffee are free only in the morning. T / F
4. There is a 40-inch TV in the rooms. T / F
5. All the rooms have a window. T / F
6. The bigger rooms have a king-size bed. T / F

 · © NATeacher. Photocopiable for use in NATeacher lessons.

Part B: Complete the room checklist. Write *Yes* or *No* and a note.

In a standard hub room	Yes / No	Note
a desk		
a TV		
a shower		
free tea and coffee		

Part C: Think and answer.

1. What can you change with the touchscreen control panel?

2. Is this a good hotel for a business trip? Why? / Why not?

3. Write two questions for the hotel. Use *Is there...? / Are there...?*

 · © NATeacher. Photocopiable for use in NATeacher lessons.

5 Speaking practice and discussion

SPEAKING

Part A: Choose TWO cue cards. Talk about each card with your teacher for 1–2 minutes.

Cue card 1: My perfect hotel room

- Big or small?
- Things in the room
- View from the window

Cue card 2: Business trips

- Where do I go?
- How many nights?
- Hotel or apartment?

Cue card 3: My home

- Rooms
- My favourite room
- Things in my bedroom

Cue card 4: My office

- Desks and chairs
- Windows and light
- A kitchen?

Cue card 5: A city I want to visit

- Where is it?
- What is there?
- Why?

Part B: Answer the questions with your teacher. Give reasons and examples.

1. What do you need in a hotel room for a business trip? Why?
2. Describe your office. What is there?
3. Which is better for you: a big room outside the city or a small room in the city centre? Why?
4. What is there in your city for visitors?
5. What is important for you when you choose a hotel? Give two examples.

6 Lesson takeaway and wrap-up

REVIEW

Complete the sentences. Then tell your teacher.

1. Three new words from today: _____
2. One fact about the hub rooms: _____
3. In my office, there's _____ and there are _____ .
4. Before I book a hotel, I check _____

Takeaway: Before you book a hotel for work, read the room information. Check the important things: a desk, free Wi-Fi and a quiet place to sleep.

STUDENT'S WORKSHEET

 · © NATeacher. Photocopiable for use in NATeacher lessons.

+ Optional extension / homework

WRITING

Write 40–60 words with the title "My perfect hotel room". Use: *There's... / There are... / There isn't...*

Alternative activity:

Write an email to a hotel (30–40 words). Ask three questions about the room: *Is there...? Are there...?* Read it to your teacher in the next class.

References

Premier Inn. (n.d.). *hub hotels by Premier Inn – smaller rooms, big locations*. https://www.premierinn.com/gb/en/hub.html

Original materials: vocabulary, language examples and exercises were written for NATeacher for A1 learners.

Photos: Point3D Commercial Imaging Ltd., Dave Photoz, Vitaly Gariev, Zac Gudakov, Benjamin Davies on Unsplash (unsplash.com), used under the Unsplash License.

 · © NATeacher. Photocopiable for use in NATeacher lessons.